



SUPPORT CLASS RESULTS

AUSTRALIAN SUPERSPORT 300 CHAMPIONSHIP

Date: **24/02/18**
 Event: **R05**
 Weather: **Cloudy - Temp: 18.8C**
 Track: **Dry - Temp: 30.8C**

Race 2

Started at: **16:15:36**
 Laps: **8**
 Starters: **39**
 Printed at: **16:36**

PROVISIONAL CLASSIFICATION

Pos	No	Name	Machine	Laps	Race Time	Behind	Fastest Lap	On Lap	Top Speed
1	44	Tom BRAMICH (VIC) / Yamaha / JLT / Nolan / Ricondi / BoardPro / TM Performance	Yamaha R3 321	8	15:00.757		1:51.219	8	188
2	86	Oliver BAYLISS (QLD) / Cube Racing	Kawasaki EX 300	8	15:00.777	.020	1:51.114	3	184
3	43	Harry KHOURI (NSW) / Acid Racing / Excite Motorsports / Hi-Tec Oils	Yamaha R3 321	8	15:08.514	7.757	1:51.879	3	191
4	151	Lucky TAYLOR (QLD) / LTR Racing	Yamaha R3 321	8	15:08.585	7.828	1:51.635	4	185
5	87	Zac LEVY (QLD) / Puma RV'S	Yamaha R3 321	8	15:14.506	13.749	1:51.592	4	189
6	21	Jarred BROOK (QLD) / KTM Australia	KTM RC 390	8	15:19.521	18.764	1:52.761	2	178
7	24	Ben BRAMICH (VIC) / GOWMoto / KSP KTM / JLT / Nolan / Ricondi	KTM RC 390	8	15:19.981	19.224	1:52.925	4	183
8	23	Corey BRIFFA (NSW)	KTM RC 390	8	15:20.473	19.716	1:51.607	2	181
9	10	Callum O'BRIEN (WA) / BANHAMS WA	Yamaha R3 321	8	15:21.003	20.246	1:53.120	4	187
10	32	Dylan WHITESIDE (VIC) / Urban Drilling / Mark Lamont	Kawasaki EX 300	8	15:21.357	20.600	1:52.620	6	185
11	355	Laura BROWN (NSW) / WNR / Bitcoin	Yamaha R3 321	8	15:21.412	20.655	1:52.548	6	190
12	68	Luke POWER (VIC) / Angel Wings / HPC Coating	Kawasaki EX 300	8	15:21.424	20.667	1:52.554	6	188
13	72	Benjamin BAKER (NSW) / BCPerformance Junior Team	Kawasaki EX 300	8	15:22.289	21.532	1:53.707	4	187
14	20	Hunter FORD (NSW) / South Sydney Commercial / Sport Savvy Aust.	Yamaha R3 321	8	15:24.094	23.337	1:50.987	8	185
15	127	Max STAUFFER (NSW) / Chris Watson M-cycles / YRD	Yamaha R3 321	8	15:24.182	23.425	1:53.405	4	187
16	70	Troy RYAN (NSW) / Taree Motorcycles / Kenma Australia	Yamaha R3 321	8	15:36.998	36.241	1:55.254	4	182
17	97	Peter NERLICH (VIC)	Kawasaki EX 300	8	15:37.102	36.345	1:55.063	6	178
18	28	Tayla RELPH (QLD) / North Star Yamaha / Earmold Australia	Yamaha R3 321	8	15:37.240	36.483	1:55.036	4	184
19	131	Ross BEAMES (QLD)	Yamaha R3 321	8	15:38.126	37.369	1:54.863	8	181
20	34	Boyd HOCKING (VIC) / DPH Motorsport	KTM RC 390	8	15:38.562	37.805	1:55.057	6	182
21	58	Mitch KUHNE (QLD) / Shark Leathers / X-lite Helmets	Yamaha R3 321	8	15:39.030	38.273	1:54.354	7	182
22	15	Bronson PICKETT (WA) / Steves M-cycles / Pete's Harley Services	Yamaha R3 321	8	15:40.853	40.096	1:55.403	6	179
23	410	Ryan DADD (QLD) / Shark Leathers / Ride Dynamics	Yamaha R3 321	8	15:54.361	53.604	1:56.860	3	179
24	17	Zane FORD (NSW) / Sydney South Commercial / Sport Savvy Australia	Yamaha R3 321	8	16:02.237	1:01.480	1:57.244	6	173
25	305	Andrew EDSEER (NSW) / Raceart Design	Kawasaki EX 300	8	16:03.271	1:02.514	1:55.192	6	183

Scott Laing
 Chief Time Keeper - Scott Laing

Tom Williams
 Clerk of Course - Tom Williams



Computime Race Timing Systems Pty Ltd © 1996
 Licensed to Computime Race Timing Systems
COMPUTIME RACE TIMING SYSTEMS PTY LTD
www.computime.com.au

9 Timber Lane, Glen Waverley Vic 3150. Ph: 0418 17 13 17

E-mail: scott@computime.com.au





SUPPORT CLASS RESULTS
AUSTRALIAN SUPERSPORT 300 CHAMPIONSHIP

Race 2

Date: 24/02/18
 Event: R05
 Weather: Cloudy - Temp: 18.8C
 Track: Dry - Temp: 30.8C

Started at: 16:15:36
 Laps: 8
 Starters: 39
 Printed at: 16:36

PROVISIONAL CLASSIFICATION

Pos	No	Name	Machine	Laps	Race Time	Behind	Fastest Lap	On Lap	Top Speed
26	227	Hunter PENHALLURICK (QLD) / Western M-cycles Sydney / KSP Offroad KTM	KTM RC 390	8	16:05.135	1:04.378	1:57.766	7	173
27	96	Jake BRETT (NSW) / Prospect Dental Clinic / BikeBiz	Yamaha R3 321	8	16:09.173	1:08.416	1:58.596	5	180
28	308	John LYTRAS (QLD)	Yamaha R3 321	8	16:10.824	1:10.067	1:57.803	8	172
29	47	Zylas BUNTING (NSW) / Shark Leathers	Yamaha R3 321	8	16:30.759	1:30.002	2:01.816	4	174
30	123	James WENSEMIUS (NSW) / Puma RV's	Yamaha R3 321	8	16:32.041	1:31.284	1:59.867	8	167
31	46	Stephany KAPILAWI-JAMES (QLD) / Tyres for Bikes	Kawasaki EX 300	8	16:39.721	1:38.964	2:02.265	6	176
32	12	Austin BARNES (VIC) / Enterprise Payroll	Kawasaki EX 300	8	16:40.056	1:39.299	2:02.793	4	172
33	27	Mark BOTTOMLEY (VIC)	Yamaha R3 321	8	16:47.690	1:46.933	2:03.427	4	165
34	22	Keegan PICKERING (NSW) / KYT Helmets / SurNatio/SSR / South Sydney Comm.	Yamaha R3 321	8	16:48.480	1:47.723	2:04.255	4	171
35	360	Simon LEWIS (QLD) / Skypig Racing	Kawasaki EX 300	7	15:55.217	1 Lap	2:12.114	6	172
36	73	John HAZELDENE (VIC) / Hazeldene Chicken Farm PL	Kawasaki EX 300	7	16:31.315	1 Lap	1:58.932	6	171
DNF	30	David HYND (NSW) / Sirius Contracting	KTM RC 390	7	14:16.745	1 Lap	1:58.433	2	173
DNF	57	Seth CRUMP (QLD) / Rock Oil / Race Bolt / Alpinestars / Bell / EBC	KTM RC 390	4	7:35.299	4 Laps	1:51.514	4	186
DNF	36	Travis HALL (QLD)	Kawasaki EX 300	1	2:06.341	7 Laps	2:06.341	1	162

Fastest Lap was 1:50.987 by Hunter FORD (NSW)

Current race lap record for SS300 class - 1:48.870 by Reid BATTYE (NSW) on a Kawasaki EX 300 set on 07/10/17

The results are provisional until the end of the time limit for protests and appeals.

Chief Time Keeper - Scott Laing

Clerk of Course - Tom Williams



Computime Race Timing Systems Pty Ltd © 1996
 Licensed to Computime Race Timing Systems
COMPUTIME RACE TIMING SYSTEMS PTY LTD
www.computime.com.au

9 Timber Lane, Glen Waverley Vic 3150. Ph: 0418 17 13 17

E-mail: scott@computime.com.au





SUPPORT CLASS RESULTS

AUSTRALIAN SUPERSPORT 300 CHAMPIONSHIP

Date: **24/02/18**
 Event: **R05**
 Weather: **Cloudy - Temp: 18.8C**
 Track: **Dry - Temp: 30.8C**

Race 2

Started at: **16:15:36**
 Laps: **8**
 Starters: **39**
 Printed at: **16:36**

PROVISIONAL LAP TIMES

No	Name	Lap 1	Lap 2	Lap 3	Lap 4	Lap 5	Lap 6	Lap 7	Lap 8
10	Callum O'BRIEN (WA)	2:02.772	1:55.221	1:54.928	1:53.120	1:54.432	1:53.315	1:53.786	1:53.429
12	Austin BARNES (VIC)	2:14.943	2:04.812	2:03.792	2:02.793	2:03.146	2:03.447	2:03.883	2:03.240
15	Bronson PICKETT (WA)	2:06.673	1:58.203	1:56.633	1:55.801	1:55.513	1:55.403	1:56.183	1:56.444
17	Zane FORD (NSW)	2:11.756	2:02.033	1:59.661	1:58.642	1:58.177	1:57.244	1:57.334	1:57.390
20	Hunter FORD (NSW)	1:58.860	1:53.072	1:51.045	1:52.066	2:14.051	1:51.968	1:52.045	1:50.987
21	Jarred BROOK (QLD)	2:01.175	1:52.761	1:53.514	1:54.151	1:54.440	1:53.939	1:54.656	1:54.885
22	Keegan PICKERING (NSW)	2:14.905	2:04.898	2:04.473	2:04.255	2:05.109	2:05.069	2:05.083	2:04.688
23	Corey BRIFFA (NSW)	2:00.491	1:51.607	1:59.739	1:53.080	1:53.513	1:53.650	1:54.642	1:53.751
24	Ben BRAMICH (VIC)	2:02.634	1:55.249	1:54.871	1:52.925	1:54.056	1:53.561	1:53.360	1:53.325
27	Mark BOTTOMLEY (VIC)	2:17.609	2:05.298	2:05.395	2:03.427	2:03.717	2:04.383	2:04.135	2:03.726
28	Tayla RELPH (QLD)	2:05.516	1:58.167	1:56.168	1:55.036	1:55.100	1:55.660	1:55.346	1:56.247
30	David HYND (NSW)	2:11.703	1:58.433	1:59.197	1:59.910	1:59.961	1:59.560	2:07.981	
32	Dylan WHITESIDE (VIC)	2:04.304	1:54.889	1:53.902	1:54.041	1:53.939	1:52.620	1:53.922	1:53.740
34	Boyd HOCKING (VIC)	2:06.570	1:57.190	1:55.442	1:55.524	1:55.813	1:55.057	1:56.543	1:56.423
36	Travis HALL (QLD)	2:06.341							
43	Harry KHOURI (NSW)	1:59.296	1:52.596	1:51.879	1:52.120	1:53.551	1:51.961	1:52.216	1:54.895
44	Tom BRAMICH (VIC)	1:58.632	1:53.410	1:51.578	1:51.390	1:51.834	1:51.440	1:51.254	1:51.219
46	Stephany KAPILAWI-JAMES (QLD)	2:16.010	2:04.582	2:03.923	2:03.166	2:03.032	2:02.265	2:02.333	2:04.410
47	Zylas BUNTING (NSW)	2:11.731	2:02.093	2:02.306	2:01.816	2:02.587	2:02.898	2:03.576	2:03.752
57	Seth CRUMP (QLD)	1:58.663	1:53.273	1:51.849	1:51.514				
58	Mitch KUHNE (QLD)	2:06.548	1:57.990	1:56.843	1:55.834	1:56.376	1:55.363	1:54.354	1:55.722
68	Luke POWER (VIC)	2:02.859	1:55.047	1:55.162	1:52.882	1:55.445	1:52.554	1:53.650	1:53.825
70	Troy RYAN (NSW)	2:06.290	1:55.924	1:56.718	1:55.254	1:55.758	1:55.566	1:55.507	1:55.991
72	Benjamin BAKER (NSW)	2:03.535	1:54.736	1:53.732	1:53.707	1:53.946	1:53.714	1:53.985	1:54.934
73	John HAZELDENE (VIC)	4:32.901	2:01.332	1:59.932	1:59.394	1:59.627	1:58.932	1:59.197	
86	Oliver BAYLISS (QLD)	1:58.710	1:53.150	1:51.114	1:52.179	1:51.653	1:51.548	1:51.283	1:51.140
87	Zac LEVY (QLD)	1:59.219	1:52.784	1:51.767	1:51.592	2:00.748	1:53.037	1:52.501	1:52.858
96	Jake BRETT (NSW)	2:12.545	2:01.409	1:59.534	1:58.924	1:58.596	1:58.841	1:59.406	1:59.918
97	Peter NERLICH (VIC)	2:05.485	1:56.749	1:56.343	1:55.418	1:56.434	1:55.063	1:56.143	1:55.467
123	James WENSEMIUS (NSW)	2:15.043	2:04.419	2:03.025	2:03.139	2:02.360	2:02.455	2:01.733	1:59.867
127	Max STAUFFER (NSW)	2:03.133	1:55.947	1:54.954	1:53.405	1:54.010	1:53.929	1:54.577	1:54.227
131	Ross BEAMES (QLD)	2:06.735	1:58.213	1:56.506	1:55.485	1:55.823	1:55.412	1:55.089	1:54.863
151	Locky TAYLOR (QLD)	1:58.697	1:53.279	1:51.800	1:51.635	1:53.419	1:52.696	1:52.376	1:54.683
227	Hunter PENHALLURICK (QLD)	2:11.831	2:01.898	1:59.806	1:58.850	1:58.154	1:57.993	1:57.766	1:58.837
305	Andrew EDSER (NSW)	2:05.403	1:56.992	1:56.858	1:55.567	1:55.558	1:55.192	1:55.421	2:22.280
308	John LYTRAS (QLD)	2:19.343	2:00.315	1:58.146	1:58.927	1:59.075	1:58.154	1:59.061	1:57.803
355	Laura BROWN (NSW)	2:03.222	1:54.611	1:55.166	1:53.452	1:55.041	1:52.548	1:53.680	1:53.692
360	Simon LEWIS (QLD)	2:26.902	2:18.235	2:16.608	2:13.852	2:14.643	2:12.114	2:12.863	
410	Ryan DADD (QLD)	2:06.678	1:58.274	1:56.860	1:57.134	1:58.762	1:59.386	1:58.346	1:58.921

The results are provisional until the end of the time limit for protests and appeals.


 Chief Time Keeper - Scott Laing


 Clerk of Course - Tom Williams



Computime Race Timing Systems Pty Ltd © 1996
 Licensed to Computime Race Timing Systems
COMPUTIME RACE TIMING SYSTEMS PTY LTD
www.computime.com.au

9 Timber Lane, Glen Waverley Vic 3150. Ph: 0418 17 13 17

E-mail: scott@computime.com.au





SUPPORT CLASS RESULTS

AUSTRALIAN SUPERSPORT 300 CHAMPIONSHIP

Date: 24/02/18
 Event: R05
 Weather: Cloudy - Temp: 18.8C
 Track: Dry - Temp: 30.8C

Race 2

Started at: 16:15:36
 Laps: 8
 Starters: 39
 Printed at: 16:36

PROVISIONAL SPLIT TIMES

Lap	Split 1	Split 2	Split 3	Split 4	Lap Time	Spd	Lap	Split 1	Split 2	Split 3	Split 4	Lap Time	Spd
10 Callum O'BRIEN (WA) (9th)							20 Hunter FORD (NSW) (14th)						
1	35.113	33.564	22.077	32.018	2:02.772	144	1	33.546	31.855	21.590	31.869	1:58.860	144
2	28.109	33.460	21.932	31.720	1:55.221	187	2	27.340	32.438	21.786	31.508	1:53.072	184
3	28.187	33.139	21.611	31.991	1:54.928	178	3	26.880	31.883	21.070	31.212	1:51.045	185
4	27.432	32.837	21.686	31.165	1:53.120	186	4	27.574	32.012	21.396	31.084	1:52.066	174
5	27.625	32.679	21.569	32.559	1:54.432	187	5	27.542	32.485	20.978	53.046	2:14.051	177
6	27.749	32.326	21.704	31.536	1:53.315	180	6	27.589	31.716	21.200	31.463	1:51.968	172
7	27.599	32.639	21.593	31.955	1:53.786	185	7	27.325	32.003	21.267	31.450	1:52.045	173
8	27.420	32.352	21.695	31.962	1:53.429	187	8	27.192	31.799	21.263	30.733	1:50.987	176
12 Austin BARNES (VIC) (32th)							21 Jarred BROOK (QLD) (6th)						
1	39.829	35.843	23.766	35.505	2:14.943	147	1	34.944	33.011	21.581	31.639	2:01.175	154
2	30.638	35.886	23.516	34.772	2:04.812	162	2	27.069	32.266	21.634	31.792	1:52.761	176
3	30.176	34.857	23.893	34.866	2:03.792	172	3	27.185	32.512	21.777	32.040	1:53.514	177
4	29.906	35.196	23.401	34.290	2:02.793	167	4	27.285	32.848	21.805	32.213	1:54.151	175
5	30.003	35.054	23.463	34.626	2:03.146	166	5	27.497	32.789	21.743	32.411	1:54.440	174
6	29.867	35.031	23.553	34.996	2:03.447	167	6	27.811	32.612	21.704	31.812	1:53.939	178
7	30.515	35.320	23.443	34.605	2:03.883	164	7	27.349	33.223	21.881	32.203	1:54.656	173
8	29.916	35.290	23.811	34.223	2:03.240	166	8	27.626	33.005	21.898	32.356	1:54.885	174
15 Bronson PICKETT (WA) (22th)							22 Keegan PICKERING (NSW) (34th)						
1	36.987	34.289	22.449	32.948	2:06.673	145	1	39.352	36.794	23.751	35.008	2:14.905	147
2	28.773	34.066	22.407	32.957	1:58.203	175	2	30.275	35.946	23.902	34.775	2:04.898	167
3	28.168	33.705	22.359	32.401	1:56.633	177	3	30.728	35.473	23.518	34.754	2:04.473	168
4	28.358	33.132	22.226	32.085	1:55.801	176	4	30.909	35.545	23.414	34.387	2:04.255	165
5	27.955	33.309	22.108	32.141	1:55.513	179	5	30.861	35.783	23.625	34.840	2:05.109	163
6	27.880	33.217	22.286	32.020	1:55.403	177	6	30.164	36.064	23.957	34.884	2:05.069	171
7	27.964	33.711	22.193	32.315	1:56.183	177	7	30.591	35.696	23.959	34.837	2:05.083	162
8	28.185	33.128	22.300	32.831	1:56.444	175	8	30.843	35.505	23.477	34.863	2:04.688	162
17 Zane FORD (NSW) (24th)							23 Corey BRIFFA (NSW) (8th)						
1	38.767	34.781	22.999	35.209	2:11.756	151	1	34.908	32.743	21.549	31.291	2:00.491	147
2	30.086	34.623	23.682	33.642	2:02.033	173	2	27.255	32.230	21.353	30.769	1:51.607	178
3	29.465	34.230	22.757	33.209	1:59.661	171	3	27.234	1:32.505	1:27.684	32.055	1:59.739	181
4	28.966	34.028	22.446	33.202	1:58.642	170	4	27.332	32.524	21.472	31.752	1:53.080	175
5	28.802	33.941	22.228	33.206	1:58.177	170	5	27.619	32.499	21.403	31.992	1:53.513	175
6	28.451	33.412	22.236	33.145	1:57.244	171	6	27.702	32.638	21.566	31.744	1:53.650	176
7	28.589	33.458	22.366	32.921	1:57.334	168	7	27.943	32.355	21.710	32.634	1:54.642	173
8	28.700	33.413	22.148	33.129	1:57.390	170	8	27.920	32.521	21.681	31.629	1:53.751	181

Scott Laing
 Chief Time Keeper - Scott Laing

Tom Williams
 Clerk of Course - Tom Williams



Computime Race Timing Systems Pty Ltd © 1996
 Licensed to Computime Race Timing Systems
COMPUTIME RACE TIMING SYSTEMS PTY LTD
www.computime.com.au

9 Timber Lane, Glen Waverley Vic 3150. Ph: 0418 17 13 17

E-mail: scott@computime.com.au





SUPPORT CLASS RESULTS

AUSTRALIAN SUPERSPORT 300 CHAMPIONSHIP

Date: 24/02/18
 Event: R05
 Weather: Cloudy - Temp: 18.8C
 Track: Dry - Temp: 30.8C

Race 2

Started at: 16:15:36
 Laps: 8
 Starters: 39
 Printed at: 16:36

PROVISIONAL SPLIT TIMES

Lap	Split 1	Split 2	Split 3	Split 4	Lap Time	Spd	Lap	Split 1	Split 2	Split 3	Split 4	Lap Time	Spd
24 Ben BRAMICH (VIC) (7th)							32 Dylan WHITESIDE (VIC) (10th)						
1	34.871	33.948	21.939	31.876	2:02.634	150	1	36.078	33.977	22.104	32.145	2:04.304	144
2	27.966	33.020	21.920	32.343	1:55.249	182	2	27.623	33.197	22.064	32.005	1:54.889	180
3	28.587	33.196	21.792	31.296	1:54.871	174	3	27.481	32.888	22.212	31.321	1:53.902	185
4	27.332	32.630	21.335	31.628	1:52.925	183	4	27.848	32.671	21.682	31.840	1:54.041	178
5	27.679	32.529	21.694	32.154	1:54.056	178	5	26.957	32.523	21.794	32.665	1:53.939	183
6	27.547	32.523	21.707	31.784	1:53.561	182	6	27.270	31.953	21.772	31.625	1:52.620	181
7	27.657	32.391	21.681	31.631	1:53.360	178	7	27.366	33.254	21.926	31.376	1:53.922	183
8	27.857	32.433	21.793	31.242	1:53.325	179	8	27.589	33.001	21.530	31.620	1:53.740	181
27 Mark BOTTOMLEY (VIC) (33th)							34 Boyd HOCKING (VIC) (20th)						
1	40.771	36.465	24.279	36.094	2:17.609	146	1	37.323	34.219	22.287	32.741	2:06.570	147
2	30.170	35.854	24.084	35.190	2:05.298	165	2	28.743	33.748	22.268	32.431	1:57.190	177
3	30.161	36.047	23.759	35.428	2:05.395	163	3	27.699	33.139	22.315	32.289	1:55.442	178
4	30.077	35.192	23.540	34.618	2:03.427	159	4	28.094	33.233	21.973	32.224	1:55.524	182
5	29.913	35.342	23.674	34.788	2:03.717	162	5	28.156	32.927	22.481	32.249	1:55.813	178
6	29.533	35.159	23.730	35.961	2:04.383	164	6	27.884	32.904	22.218	32.051	1:55.057	178
7	29.662	35.641	23.754	35.078	2:04.135	163	7	28.531	33.275	22.081	32.656	1:56.543	172
8	29.938	35.148	23.543	35.097	2:03.726	159	8	28.232	33.344	21.989	32.858	1:56.423	179
28 Tayla RELPH (QLD) (18th)							36 Travis HALL (QLD) (DNF)						
1	35.998	33.926	22.406	33.186	2:05.516	150	1	36.468	34.423	22.393	33.057	2:06.341	151
2	28.731	34.202	22.320	32.914	1:58.167	177							
3	28.133	33.450	22.106	32.479	1:56.168	177	43 Harry KHOURI (NSW) (3rd)						
4	28.020	33.242	21.920	31.854	1:55.036	175	1	34.318	32.501	21.387	31.090	1:59.296	143
5	27.687	32.976	22.133	32.304	1:55.100	184	2	27.328	32.313	21.912	31.043	1:52.596	190
6	27.806	32.871	22.068	32.915	1:55.660	176	3	27.063	32.018	21.184	31.614	1:51.879	186
7	27.978	32.876	22.080	32.412	1:55.346	174	4	27.149	32.353	21.335	31.283	1:52.120	182
8	28.383	32.984	21.970	32.910	1:56.247	176	5	27.260	31.578	21.076	33.637	1:53.551	191
30 David HYND (NSW) (DNF)							44 Tom BRAMICH (VIC) (1st)						
1	38.060	34.536	22.343	36.764	2:11.703	149	1	33.460	32.348	21.403	31.421	1:58.632	144
2	28.385	33.847	22.651	33.550	1:58.433	173	2	27.905	32.347	21.692	31.466	1:53.410	177
3	28.562	34.516	22.350	33.769	1:59.197	171	3	27.518	32.132	21.240	30.688	1:51.578	182
4	28.782	34.138	22.482	34.508	1:59.910	168	4	27.177	31.679	21.374	31.160	1:51.390	188
5	28.949	34.428	22.548	34.036	1:59.961	170	5	28.037	31.441	21.030	31.326	1:51.834	179
6	28.674	34.175	22.435	34.276	1:59.560	170							
7	29.370	35.825	24.390	38.396	2:07.981	171							

Chief Time Keeper - Scott Laing


Clerk of Course - Tom Williams




Computime Race Timing Systems Pty Ltd © 1996
 Licensed to Computime Race Timing Systems
COMPUTIME RACE TIMING SYSTEMS PTY LTD
www.computime.com.au

9 Timber Lane, Glen Waverley Vic 3150. Ph: 0418 17 13 17

E-mail: scott@computime.com.au





SUPPORT CLASS RESULTS

AUSTRALIAN SUPERSPORT 300 CHAMPIONSHIP

Race 2

Date: 24/02/18
 Event: R05
 Weather: Cloudy - Temp: 18.8C
 Track: Dry - Temp: 30.8C

Started at: 16:15:36
 Laps: 8
 Starters: 39
 Printed at: 16:36

PROVISIONAL SPLIT TIMES

Lap	Split 1	Split 2	Split 3	Split 4	Lap Time	Spd	Lap	Split 1	Split 2	Split 3	Split 4	Lap Time	Spd
6	27.084	32.080	21.136	31.140	1:51.440	183	68 Luke POWER (VIC) (12th)						
7	26.948	31.832	21.375	31.099	1:51.254	177	1	35.232	33.128	22.095	32.404	2:02.859	145
8	27.115	31.834	21.259	31.011	1:51.219	180	2	27.922	33.346	21.830	31.949	1:55.047	185
							3	27.880	33.070	21.993	32.219	1:55.162	178
							4	27.407	32.536	21.689	31.250	1:52.882	182
46 Stephany KAPILAWI-JAMES (QLD) (31th)							5	27.562	32.702	21.966	33.215	1:55.445	181
1	40.421	36.618	23.765	35.206	2:16.010	151	6	27.160	32.412	21.697	31.285	1:52.554	182
2	30.619	35.435	23.711	34.817	2:04.582	175	7	27.254	32.740	21.802	31.854	1:53.650	188
3	30.402	35.630	23.440	34.451	2:03.923	176	8	27.310	32.929	22.172	31.414	1:53.825	185
4	30.499	35.077	23.297	34.293	2:03.166	172							
5	30.277	34.983	23.401	34.371	2:03.032	173	70 Troy RYAN (NSW) (16th)						
6	30.206	34.772	23.194	34.093	2:02.265	171	1	37.384	33.991	22.050	32.865	2:06.290	147
7	30.235	34.596	23.341	34.161	2:02.333	169	2	28.318	33.236	22.228	32.142	1:55.924	176
8	30.347	34.907	24.874	34.282	2:04.410	168	3	28.927	33.289	22.139	32.363	1:56.718	175
							4	28.050	33.171	22.131	31.902	1:55.254	182
47 Zylas BUNTING (NSW) (29th)							5	27.899	33.252	22.175	32.432	1:55.758	179
1	38.385	34.895	23.506	34.945	2:11.731	151	6	27.680	33.288	22.084	32.504	1:55.556	178
2	30.045	34.498	23.326	34.224	2:02.093	174	7	28.023	32.887	22.021	32.576	1:55.507	176
3	30.677	34.420	23.197	34.012	2:02.306	166	8	28.940	32.831	21.916	32.304	1:55.991	172
4	30.411	34.596	23.161	33.648	2:01.816	171							
5	30.534	34.666	23.298	34.089	2:02.587	171	72 Benjamin BAKER (NSW) (13th)						
6	30.651	34.712	23.404	34.131	2:02.898	166	1	35.702	33.495	22.165	32.173	2:03.535	147
7	30.918	34.906	23.650	34.102	2:03.576	167	2	27.696	33.241	21.950	31.849	1:54.736	187
8	30.927	34.845	23.314	34.666	2:03.752	164	3	27.391	32.782	21.724	31.835	1:53.732	187
							4	27.755	32.749	21.572	31.631	1:53.707	182
57 Seth CRUMP (QLD) (DNF)							5	27.416	32.715	21.733	32.082	1:53.946	182
1	33.648	32.724	21.235	31.056	1:58.663	146	6	27.460	32.978	21.715	31.561	1:53.714	181
2	27.442	32.504	21.712	31.615	1:53.273	179	7	27.469	32.973	21.718	31.825	1:53.985	182
3	27.222	32.052	21.165	31.410	1:51.849	186	8	27.475	32.934	22.974	31.551	1:54.934	183
4	27.410	32.037	21.069	30.998	1:51.514	181							
58 Mitch KUHNE (QLD) (21th)							73 John HAZELDENE (VIC) (36th)						
1	36.287	34.775	22.385	33.101	2:06.548	155	1	37.617	34.514	22.400	2:58.370	4:32.901	154
2	28.197	33.717	22.702	33.374	1:57.990	178	2	29.616	34.492	22.837	34.387	2:01.332	164
3	28.368	33.498	22.399	32.578	1:56.843	175	3	29.147	34.326	22.679	33.780	1:59.932	167
4	28.283	33.118	22.206	32.227	1:55.834	172	4	28.817	34.225	22.557	33.795	1:59.394	168
5	27.879	33.435	22.322	32.740	1:56.376	182	5	28.768	33.999	22.662	34.198	1:59.627	168
6	27.786	33.337	22.198	32.042	1:55.363	176	6	28.951	34.122	22.631	33.228	1:58.932	171
7	27.492	33.121	21.981	31.760	1:54.354	178	7	28.856	34.039	22.614	33.688	1:59.197	167
8	28.641	32.810	22.064	32.207	1:55.722	182							

Scott Laing
 Chief Time Keeper - Scott Laing

Tom Williams
 Clerk of Course - Tom Williams



Computime Race Timing Systems Pty Ltd © 1996
 Licensed to Computime Race Timing Systems
COMPUTIME RACE TIMING SYSTEMS PTY LTD
www.computime.com.au

9 Timber Lane, Glen Waverley Vic 3150. Ph: 0418 17 13 17

E-mail: scott@computime.com.au





SUPPORT CLASS RESULTS

AUSTRALIAN SUPERSPORT 300 CHAMPIONSHIP

Race 2

Date: 24/02/18
 Event: R05
 Weather: Cloudy - Temp: 18.8C
 Track: Dry - Temp: 30.8C

Started at: 16:15:36
 Laps: 8
 Starters: 39
 Printed at: 16:36

PROVISIONAL SPLIT TIMES

Lap	Split 1	Split 2	Split 3	Split 4	Lap Time	Spd	Lap	Split 1	Split 2	Split 3	Split 4	Lap Time	Spd
86 Oliver BAYLISS (QLD) (2nd)							123 James WENSEMIUS (NSW) (30th)						
1	33.972	32.073	21.353	31.312	1:58.710	150	1	40.009	36.467	23.653	34.914	2:15.043	148
2	27.564	32.872	21.774	30.940	1:53.150	180	2	30.328	35.262	23.790	35.039	2:04.419	167
3	26.824	31.630	21.244	31.416	1:51.114	184	3	30.586	35.019	23.290	34.130	2:03.025	163
4	27.465	32.313	21.322	31.079	1:52.179	175	4	30.297	35.013	23.376	34.453	2:03.139	163
5	27.201	31.691	21.355	31.406	1:51.653	183	5	29.967	34.910	23.357	34.126	2:02.360	164
6	27.194	31.868	21.418	31.068	1:51.548	182	6	30.026	34.929	23.221	34.279	2:02.455	165
7	26.985	31.818	21.486	30.994	1:51.283	179	7	29.909	34.626	23.108	34.090	2:01.733	164
8	26.845	31.693	21.339	31.263	1:51.140	184	8	29.234	34.044	22.870	33.719	1:59.867	167
87 Zac LEVY (QLD) (5th)							127 Max STAUFFER (NSW) (15th)						
1	33.825	32.659	21.380	31.355	1:59.219	143	1	35.524	33.555	22.067	31.987	2:03.133	146
2	27.690	32.297	21.455	31.342	1:52.784	189	2	28.022	33.661	21.937	32.327	1:55.947	185
3	27.633	32.371	21.107	30.656	1:51.767	181	3	27.851	33.054	22.044	32.005	1:54.954	183
4	27.284	31.797	21.328	31.183	1:51.592	181	4	27.553	32.617	21.583	31.652	1:53.405	184
5	27.609	31.657	20.998	40.484	2:00.748	185	5	27.331	32.661	21.594	32.424	1:54.010	187
6	27.652	32.325	21.360	31.700	1:53.037	180	6	27.856	32.451	21.626	31.996	1:53.929	179
7	27.400	32.110	21.431	31.560	1:52.501	177	7	28.064	32.650	21.677	32.186	1:54.577	179
8	27.242	32.380	21.557	31.679	1:52.858	179	8	28.035	32.570	21.577	32.045	1:54.227	179
96 Jake BRETT (NSW) (27th)							131 Ross BEAMES (QLD) (19th)						
1	39.450	34.680	22.899	35.516	2:12.545	153	1	37.530	34.217	22.431	32.557	2:06.735	154
2	29.732	34.895	23.134	33.648	2:01.409	180	2	28.897	33.619	22.323	33.374	1:58.213	172
3	29.213	34.122	22.634	33.565	1:59.534	175	3	28.369	33.657	22.258	32.222	1:56.506	176
4	29.202	33.858	22.597	33.267	1:58.924	170	4	27.993	33.145	22.056	32.291	1:55.485	175
5	29.080	34.167	22.478	32.871	1:58.596	171	5	27.967	33.313	22.098	32.445	1:55.823	176
6	28.812	33.883	22.613	33.533	1:58.841	178	6	27.793	33.158	22.092	32.369	1:55.412	176
7	28.869	33.916	22.904	33.717	1:59.406	172	7	27.900	33.248	21.843	32.098	1:55.089	175
8	29.257	34.008	22.988	33.665	1:59.918	172	8	27.898	32.883	21.757	32.325	1:54.863	181
97 Peter NERLICH (VIC) (17th)							151 Locky TAYLOR (QLD) (4th)						
1	36.271	33.973	22.308	32.933	2:05.485	149	1	34.188	32.391	21.259	30.859	1:58.697	144
2	28.475	33.969	22.381	31.924	1:56.749	178	2	28.541	32.203	21.507	31.028	1:53.279	175
3	28.171	33.683	22.059	32.430	1:56.343	174	3	27.782	32.080	21.268	30.670	1:51.800	178
4	27.949	33.098	22.174	32.197	1:55.418	173	4	27.552	32.055	21.071	30.957	1:51.635	176
5	28.174	33.302	22.482	32.476	1:56.434	173	5	27.855	32.002	20.944	32.618	1:53.419	185
6	27.420	33.222	21.944	32.477	1:55.063	178	6	27.644	31.647	21.391	32.014	1:52.696	176
7	28.374	32.951	22.061	32.757	1:56.143	171	7	27.540	31.782	21.345	31.709	1:52.376	179
8	28.497	32.794	22.113	32.063	1:55.467	174	8	27.188	32.630	21.750	33.115	1:54.683	180

Scott Laing
 Chief Time Keeper - Scott Laing

Tom Williams
 Clerk of Course - Tom Williams



Computime Race Timing Systems Pty Ltd © 1996
 Licensed to Computime Race Timing Systems
COMPUTIME RACE TIMING SYSTEMS PTY LTD
www.computime.com.au

9 Timber Lane, Glen Waverley Vic 3150. Ph: 0418 17 13 17

E-mail: scott@computime.com.au





SUPPORT CLASS RESULTS

AUSTRALIAN SUPERSPORT 300 CHAMPIONSHIP

Date: 24/02/18
 Event: R05
 Weather: Cloudy - Temp: 18.8C
 Track: Dry - Temp: 30.8C

Race 2

Started at: 16:15:36
 Laps: 8
 Starters: 39
 Printed at: 16:36

PROVISIONAL SPLIT TIMES

Lap	Split 1	Split 2	Split 3	Split 4	Lap Time	Spd	Lap	Split 1	Split 2	Split 3	Split 4	Lap Time	Spd
227 Hunter PENHALLURICK (QLD) (26th)							1	35.782	33.505	21.904	32.031	2:03.222	148
1	38.773	34.698	23.264	35.096	2:11.831	147	2	27.766	32.921	21.904	32.020	1:54.611	185
2	30.159	34.445	23.449	33.845	2:01.898	167	3	28.125	33.131	22.034	31.876	1:55.166	178
3	29.861	34.225	22.819	32.901	1:59.806	169	4	27.659	32.726	21.583	31.484	1:53.452	184
4	29.674	33.805	22.856	32.515	1:58.850	169	5	27.409	32.960	21.606	33.066	1:55.041	190
5	28.746	33.957	22.582	32.869	1:58.154	173	6	27.296	32.362	21.636	31.254	1:52.548	184
6	28.884	33.633	22.330	33.146	1:57.993	172	7	27.542	32.605	21.762	31.771	1:53.680	189
7	28.924	33.392	22.503	32.947	1:57.766	171	8	27.604	32.775	22.291	31.022	1:53.692	180
8	28.770	34.095	22.769	33.203	1:58.837	172							
305 Andrew EDSER (NSW) (25th)							1	43.204	39.228	25.971	38.499	2:26.902	141
1	36.592	33.983	22.144	32.684	2:05.403	150	2	34.763	40.040	26.003	37.429	2:18.235	164
2	28.164	33.482	22.449	32.897	1:56.992	175	3	34.850	38.452	25.820	37.486	2:16.608	163
3	28.228	34.088	22.341	32.201	1:56.858	175	4	33.657	38.243	25.473	36.479	2:13.852	163
4	27.719	33.458	22.224	32.166	1:55.567	183	5	33.963	38.471	25.128	37.081	2:14.643	161
5	27.553	33.576	22.114	32.315	1:55.558	181	6	33.221	37.902	25.217	35.774	2:12.114	164
6	27.615	32.975	22.207	32.395	1:55.192	177	7	32.562	37.913	25.709	36.679	2:12.863	172
7	28.192	33.308	21.985	31.936	1:55.421	172							
8	28.124	32.683	22.011	59.462	2:22.280	173							
308 John LYTRAS (QLD) (28th)							1	37.797	33.989	22.658	32.234	2:06.678	153
1	38.494	33.724	22.236	44.889	2:19.343	152	2	28.208	33.680	22.713	33.673	1:58.274	179
2	29.630	33.260	23.037	34.388	2:00.315	172	3	28.441	33.689	22.493	32.237	1:56.860	177
3	29.482	33.171	22.307	33.186	1:58.146	172	4	28.310	33.301	22.551	32.972	1:57.134	179
4	29.732	33.668	22.502	33.025	1:58.927	170	5	28.919	33.791	22.775	33.277	1:58.762	168
5	29.561	33.775	22.606	33.133	1:59.075	172	6	29.386	34.022	22.691	33.287	1:59.386	164
6	29.579	33.054	22.340	33.181	1:58.154	171	7	29.044	33.629	22.693	32.980	1:58.346	164
7	29.419	33.013	22.281	34.348	1:59.061	171	8	29.141	33.547	22.664	33.569	1:58.921	165
8	29.479	33.081	22.314	32.929	1:57.803	172							
355 Laura BROWN (NSW) (11th)													

The results are provisional until the end of the time limit for protests and appeals.


 Chief Time Keeper - Scott Laing


 Clerk of Course - Tom Williams



Computime Race Timing Systems Pty Ltd © 1996
 Licensed to Computime Race Timing Systems
COMPUTIME RACE TIMING SYSTEMS PTY LTD
www.computime.com.au

9 Timber Lane, Glen Waverley Vic 3150. Ph: 0418 17 13 17

E-mail: scott@computime.com.au





SUPPORT CLASS RESULTS
AUSTRALIAN SUPERSPORT 300 CHAMPIONSHIP

Race 2

Date: 24/02/18
 Event: R05
 Weather: Cloudy - Temp: 18.8C
 Track: Dry - Temp: 30.8C

Started at: 16:15:36
 Laps: 8
 Starters: 39
 Printed at: 16:36

PROVISIONAL FASTEST LAPS SEQUENCE

Lap	Race Pos	No	Name	Machine	Fastest Lap	On Lap
1	1	44	Tom BRAMICH (VIC)	Yamaha R3 321	1:58.632	1
2	1	86	Oliver BAYLISS (QLD)	Kawasaki EX 300	1:53.150	2
2	2	43	Harry KHOURI (NSW)	Yamaha R3 321	1:52.596	2
2	8	23	Corey BRIFFA (NSW)	KTM RC 390	1:51.607	2
3	1	86	Oliver BAYLISS (QLD)	Kawasaki EX 300	1:51.114	3
3	2	20	Hunter FORD (NSW)	Yamaha R3 321	1:51.045	3
8	14	20	Hunter FORD (NSW)	Yamaha R3 321	1:50.987	8

The results are provisional until the end of the time limit for protests and appeals.

Scott Laing
 Chief Time Keeper - Scott Laing


Tom Williams
 Clerk of Course - Tom Williams



Computime Race Timing Systems Pty Ltd © 1996
 Licensed to Computime Race Timing Systems
COMPUTIME RACE TIMING SYSTEMS PTY LTD
www.computime.com.au

9 Timber Lane, Glen Waverley Vic 3150. Ph: 0418 17 13 17

E-mail: scott@computime.com.au





SUPPORT CLASS RESULTS

AUSTRALIAN SUPERSPORT 300 CHAMPIONSHIP

Date: 24/02/18
 Event: R05
 Weather: Cloudy - Temp: 18.8C
 Track: Dry - Temp: 30.8C

Race 2

Started at: 16:15:36
 Laps: 8
 Starters: 39
 Printed at: 16:36

PROVISIONAL LAP SHEET

No	Lap Time	Gap	No	Lap Time	Gap	No	Lap Time	Gap	No	Lap Time	Gap	No	Lap Time	Gap
Lap 1			46	2:16.010	17.378	123	2:04.419	27.602	17	1:59.661	30.476	58	1:55.834	22.205
44	1:58.632		27	2:17.609	18.977	308	2:00.315	27.798	96	1:59.534	30.514	15	1:55.801	22.300
57	1:58.663	.031	308	2:19.343	20.711	12	2:04.812	27.895	227	1:59.806	30.561	410	1:57.134	23.936
151	1:58.697	.065	360	2:26.902	28.270	22	2:04.898	27.943	47	2:02.306	33.156	30	1:59.910	34.233
86	1:58.710	.078	Lap 2			46	2:04.582	28.732	308	1:58.146	34.830	17	1:58.642	37.082
20	1:58.860	.228	86	1:53.150		27	2:05.298	31.047	123	2:03.025	39.513	227	1:58.850	37.375
87	1:59.219	.587	43	1:52.596	.032	73	4:32.901	1 lap	12	2:03.792	40.573	96	1:58.924	37.402
43	1:59.296	.664	20	1:53.072	.072	360	2:18.235	53.277	22	2:04.473	41.302	308	1:58.927	41.721
23	2:00.491	1.859	57	1:53.273	.076	Lap 3			46	2:03.923	41.541	47	2:01.816	42.936
21	2:01.175	2.543	151	1:53.279	.116	86	1:51.114		27	2:05.395	45.328	123	2:03.139	50.616
24	2:02.634	4.002	87	1:52.784	.143	20	1:51.045	.003	73	2:01.332	1 lap	12	2:02.793	51.330
10	2:02.772	4.140	44	1:53.410	.182	44	1:51.578	.646	360	2:16.608	1:18.771	46	2:03.166	52.671
68	2:02.859	4.227	23	1:51.607	.238	87	1:51.767	.796	Lap 4			22	2:04.255	53.521
127	2:03.133	4.501	21	1:52.761	2.076	43	1:51.879	.797	44	1:51.390		27	2:03.427	56.719
355	2:03.222	4.590	355	1:54.611	5.973	151	1:51.800	.802	20	1:52.066	.033	73	1:59.932	1 lap
72	2:03.535	4.903	24	1:55.249	6.023	57	1:51.849	.811	86	1:52.179	.143	360	2:13.852	1:40.587
32	2:04.304	5.672	68	1:55.047	6.046	21	1:53.514	4.476	57	1:51.514	.289	Lap 5		
305	2:05.403	6.771	10	1:55.221	6.133	23	1:59.739	8.863	87	1:51.592	.352	86	1:51.653	
97	2:05.485	6.853	72	1:54.736	6.411	72	1:53.732	9.029	151	1:51.635	.401	44	1:51.834	.038
28	2:05.516	6.884	127	1:55.947	7.220	24	1:54.871	9.780	43	1:52.120	.881	151	1:53.419	2.024
70	2:06.290	7.658	32	1:54.889	7.333	10	1:54.928	9.947	21	1:54.151	6.591	43	1:53.551	2.636
36	2:06.341	7.709	70	1:55.924	10.354	355	1:55.166	10.025	23	1:53.080	9.907	21	1:54.440	9.235
58	2:06.548	7.916	97	1:56.749	10.374	68	1:55.162	10.094	24	1:52.925	10.669	87	2:00.748	9.304
34	2:06.570	7.938	305	1:56.992	10.535	32	1:53.902	10.121	72	1:53.707	10.700	23	1:53.513	11.624
15	2:06.673	8.041	28	1:58.167	11.823	127	1:54.954	11.060	68	1:52.882	10.940	72	1:53.946	12.850
410	2:06.678	8.046	34	1:57.190	11.900	97	1:56.343	15.603	10	1:53.120	11.031	24	1:54.056	12.929
131	2:06.735	8.103	58	1:57.990	12.678	70	1:56.718	15.958	355	1:53.452	11.441	10	1:54.432	13.667
30	2:11.703	13.071	15	1:58.203	13.016	34	1:55.442	16.228	32	1:54.041	12.126	32	1:53.939	14.269
47	2:11.731	13.099	131	1:58.213	13.088	305	1:56.858	16.279	127	1:53.405	12.429	68	1:55.445	14.589
17	2:11.756	13.124	410	1:58.274	13.092	28	1:56.168	16.877	97	1:55.418	18.985	127	1:54.010	14.643
227	2:11.831	13.199	30	1:58.433	18.276	58	1:56.843	18.407	70	1:55.254	19.176	355	1:55.041	14.686
96	2:12.545	13.913	227	2:01.898	21.869	131	1:56.506	18.480	34	1:55.524	19.716	20	2:14.051	22.288
22	2:14.905	16.273	17	2:02.033	21.929	15	1:56.633	18.535	305	1:55.567	19.810	70	1:55.758	23.138
12	2:14.943	16.311	47	2:02.093	21.964	410	1:56.860	18.838	28	1:55.036	19.877	28	1:55.100	23.181
123	2:15.043	16.411	96	2:01.409	22.094	30	1:59.197	26.359	131	1:55.485	21.929	305	1:55.558	23.572

Scott Laing
 Chief Time Keeper - Scott Laing

Tom Williams
 Clerk of Course - Tom Williams




Computime Race Timing Systems Pty Ltd © 1996
 Licensed to Computime Race Timing Systems
COMPUTIME RACE TIMING SYSTEMS PTY LTD
www.computime.com.au

9 Timber Lane, Glen Waverley Vic 3150. Ph: 0418 17 13 17

E-mail: scott@computime.com.au





SUPPORT CLASS RESULTS

AUSTRALIAN SUPERSPORT 300 CHAMPIONSHIP

Race 2

Date: 24/02/18
Event: R05
Weather: Cloudy - Temp: 18.8C
Track: Dry - Temp: 30.8C


Started at: 16:15:36
Laps: 8
Starters: 39
Printed at: 16:36

PROVISIONAL LAP SHEET

No	Lap Time	Gap	No	Lap Time	Gap	No	Lap Time	Gap	No	Lap Time	Gap
97	1:56.434	23.623	97	1:55.063	27.208	127	1:54.577	20.417	355	1:53.692	20.655
34	1:55.813	23.733	70	1:55.556	27.216	20	1:52.045	23.569	68	1:53.825	20.667
131	1:55.823	25.956	305	1:55.192	27.286	305	1:55.421	31.453	72	1:54.934	21.532
15	1:55.513	26.017	34	1:55.057	27.312	28	1:55.346	31.455	20	1:50.987	23.337
58	1:56.376	26.785	28	1:55.660	27.363	70	1:55.507	31.469	127	1:54.227	23.425
410	1:58.762	30.902	131	1:55.412	29.890	97	1:56.143	32.097	70	1:55.991	36.241
30	1:59.961	42.398	15	1:55.403	29.942	34	1:56.543	32.601	97	1:55.467	36.345
17	1:58.177	43.463	58	1:55.363	30.670	360	2:12.114	1 lap	28	1:56.247	36.483
227	1:58.154	43.733	410	1:59.386	38.810	131	1:55.089	33.725	131	1:54.863	37.369
96	1:58.596	44.202	17	1:57.244	49.229	58	1:54.354	33.770	34	1:56.423	37.805
308	1:59.075	49.000	227	1:57.993	50.248	15	1:56.183	34.871	58	1:55.722	38.273
47	2:02.587	53.727	30	1:59.560	50.480	410	1:58.346	45.902	15	1:56.444	40.096
123	2:02.360	1:01.180	96	1:58.841	51.565	17	1:57.334	55.309	410	1:58.921	53.604
12	2:03.146	1:02.680	308	1:58.154	55.676	227	1:57.766	56.760	360	2:12.863	1 lap
46	2:03.032	1:03.907	47	2:02.898	1:05.147	96	1:59.406	59.717	17	1:57.390	1:01.480
73	1:59.394	1 lap	123	2:02.455	1:12.157	308	1:59.061	1:03.483	305	2:22.280	1:02.514
22	2:05.109	1:06.834	12	2:03.447	1:14.649	30	2:07.981	1:07.207	227	1:58.837	1:04.378
27	2:03.717	1:08.640	46	2:02.265	1:14.694	47	2:03.576	1:17.469	96	1:59.918	1:08.416
Lap 6			73	1:59.627	1 lap	73	1:58.932	1 lap	308	1:57.803	1:10.067
44	1:51.440		22	2:05.069	1:20.425	123	2:01.733	1:22.636	47	2:03.752	1:30.002
86	1:51.548	.070	27	2:04.383	1:21.545	46	2:02.333	1:25.773	73	1:59.197	1 lap
43	1:51.961	3.119	Lap 7			12	2:03.883	1:27.278	123	1:59.867	1:31.284
151	1:52.696	3.242	44	1:51.254		22	2:05.083	1:34.254	46	2:04.410	1:38.964
87	1:53.037	10.863	86	1:51.283	.099	27	2:04.135	1:34.426	12	2:03.240	1:39.299
21	1:53.939	11.696	43	1:52.216	4.081	Lap 8			27	2:03.726	1:46.933
360	2:14.643	1 lap	151	1:52.376	4.364	44	1:51.219		22	2:04.688	1:47.723
23	1:53.650	13.796	87	1:52.501	12.110	86	1:51.140	.020			
24	1:53.561	15.012	21	1:54.656	15.098	43	1:54.895	7.757			
72	1:53.714	15.086	24	1:53.360	17.118	151	1:54.683	7.828			
32	1:52.620	15.411	23	1:54.642	17.184	87	1:52.858	13.749			
10	1:53.315	15.504	72	1:53.985	17.817	21	1:54.885	18.764			
68	1:52.554	15.665	10	1:53.786	18.036	24	1:53.325	19.224			
355	1:52.548	15.756	68	1:53.650	18.061	23	1:53.751	19.716			
127	1:53.929	17.094	32	1:53.922	18.079	10	1:53.429	20.246			
20	1:51.968	22.778	355	1:53.680	18.182	32	1:53.740	20.600			

The results are provisional until the end of the time limit for protests and appeals.


Chief Time Keeper - Scott Laing


Clerk of Course - Tom Williams



Computime Race Timing Systems Pty Ltd © 1996
Licensed to Computime Race Timing Systems
COMPUTIME RACE TIMING SYSTEMS PTY LTD
www.computime.com.au

9 Timber Lane, Glen Waverley Vic 3150. Ph: 0418 17 13 17

E-mail: scott@computime.com.au





SUPPORT CLASS RESULTS
AUSTRALIAN SUPERSPORT 300 CHAMPIONSHIP

Race 2

Date: 24/02/18
 Event: R05
 Weather: Cloudy - Temp: 18.8C
 Track: Dry - Temp: 30.8C

Started at: 16:15:36
 Laps: 8
 Starters: 39
 Printed at: 16:36

PROVISIONAL LAP CHART

Grid	1	2	3	4	5	6	7	8
43	44	86	86	44	86	44	44	44
44	57	43	20	20	44	86	86	86
20	151	20	44	86	151	43	43	43
57	86	57	87	57	43	151	151	151
87	20	151	43	87	21	87	87	87
151	87	87	151	151	87	21	21	21
127	43	44	57	43	23	23	24	24
24	23	23	21	21	72	24	23	23
72	21	21	23	23	24	72	72	10
86	24	355	72	24	10	32	10	32
10	10	24	24	72	32	10	68	355
355	68	68	10	68	68	68	32	68
32	127	10	355	10	127	355	355	72
68	355	72	68	355	355	127	127	20
23	72	127	32	32	20	20	20	127
97	32	32	127	127	70	97	305	70
36	305	70	97	97	28	70	28	97
28	97	97	70	70	305	305	70	28
305	28	305	34	34	97	34	97	131
15	70	28	305	305	34	28	34	34
70	36	34	28	28	131	131	131	58
21	58	58	58	131	15	15	58	15
58	34	15	131	58	58	58	15	410
34	15	131	15	15	410	410	410	17
131	410	410	410	410	30	17	17	305
73	131	30	30	30	17	227	227	227
96	30	227	17	17	227	30	96	96
47	47	17	96	227	96	96	308	308
30	17	47	227	96	308	308	30	47
12	227	96	47	308	47	47	47	123
227	96	123	308	47	123	123	123	46
410	22	308	123	123	12	12	46	12
22	12	12	12	12	46	46	12	27
123	123	22	22	46	22	22	22	22
308	46	46	46	22	27	27	27	
17	27	27	27	27	360	360	360	
27	308	360	360	360	73	73	73	
46	360	73	73	73				
	73							

The results are provisional until the end of the time limit for protests and appeals.

Scott Laing
 Chief Time Keeper - Scott Laing

Tom Williams
 Clerk of Course - Tom Williams



Computime Race Timing Systems Pty Ltd © 1996
 Licensed to Computime Race Timing Systems
COMPUTIME RACE TIMING SYSTEMS PTY LTD
www.computime.com.au

9 Timber Lane, Glen Waverley Vic 3150. Ph: 0418 17 13 17

E-mail: scott@computime.com.au

